


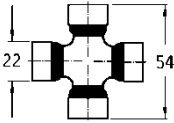
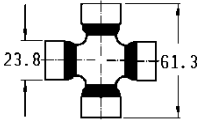
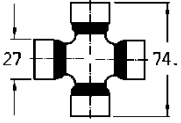
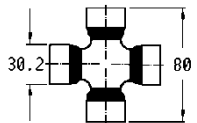
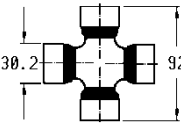


SERVICE BULLETIN 041 DRIVESHAFT PARTS IDENTIFICATION CHART

Rev G 3/2020 Page 1 of 3



CROSS DIMENSIONS	USED ON (Typical but not exhaustive.)	CROSS KIT [Shaft Series]	 Q/R YOKE	 TRI-LOBAL		 PHASED-SPLINE		COVER SET
			1.3/8" x 6 1.3/8" x 21 1.3/4" x 6 1.3/4" x 20	INNER TUBE [Dia x Lgth mm] OUTER TUBE [Dia x Lgth mm]	INNER TUBE YOKE (Inner Pin) OUTER TUBE YOKE (Outer Pin)	INNER SHAFT YOKE (Pin) SPLINED BAR [length]	OUTER SHAFT ASSY [Lgth Cross to End]	
	HS250 HS500	SS102 [1]	SS101/T33812 - - -	Tubes & Tube Yokes N/A SS100/L (Complete Shaft Assembly - HS500)			N/A	SS105
	RA (1.1/8" yoke) HS10/90 PC140, EM SM HR4	204056610 [2]	204051790 - - -	204052016 (29 x 500) c/w Yoke 204052015 (36 x 500) c/w Yoke	204052016 c/w Tube 204052015 c/w Tube		N/A	204055051
	RA (1.1/8" yoke) HS20RLM SMS (Rocky) PC178, 210 LD, MD135B NUG 120-135 RLM 178	204056906 [4]	204051440 - - -	204052070 (36 x 655) 204052060 (43.5 x 640)	204051420 (204056908) 204051410 (204056907)		N/A	204055915 [EG Shaft use 20405591A]
	MD (Early)	78229 [5]	78228 - - -	204054090 (45 x 615) 78233 (51.6 x 610)	78230 (208089030) 78234 (208089040)		N/A	78236
	RP, HD, MC, MM, Stealth, PC282, HL, UTR. HR10, 11, 12, 20. ALCE 1600-1950 MD150, 180. TLF, AHS, AFM NUG 150,180, 210. RLM 350.	204056380 [6]	204051080 204051190 - -	204054090 [45 x 615] 204054080 [54 x 600]	204051070 (204056400) 204051060 (204056280)	A204063361 (A345001000) A249110400 [400mm]	A569B60490 [490mm]	204055020

SERVICE BULLETIN 041 DRIVESHAFT PARTS IDENTIFICATION CHART



CROSS DIMENSIONS	USED ON (Typical but not exhaustive.)	CROSS KIT [Shaft Series]	Q/R YOKE	TRI-LOBAL		PHASED-SPLINE		COVER SET
			1.3/8" x 6 1.3/8" x 21 1.3/4" x 6 1.3/4" x 20	INNER TUBE [Dia x Lgth mm] OUTER TUBE [Dia x Lgth mm]	INNER TUBE YOKE (Inner Pin) OUTER TUBE YOKE (Outer Pin)	INNER SHAFT YOKE (Pin) SPLINED BAR [length]	OUTER SHAFT ASSY [Lgth Cross to End]	
	HD & HDB Series HR20/205 HR30/230 ALCE 2300-2500 HOE C, ACS	204056913 [7]	204051450 204051460 204051200 -	204054450 [45 x 1000] 204054085 [54 x 1000]	204051540 (204056400) 204051530 (205056280)	204052605 (A345001000) 204053020 [430mm] 204053021 [495mm] 204052625 [550mm]	204052610 [582mm]	204055020
	RS, RC, RQ HS30, HS40 EHD Series-early AR/HR30A	204056420 [A7]	204051110 204051150 204051750 -	204054450 (45 x 1000) 204054085 (54 x 1000)	204051090 (204056400) 204051100 (204056280)	204051160 (204056570) 204053020 [430mm] 204053021 [495mm] 204052625 [550mm]	204054250 [420mm] 204054260 [780mm]	204055020
	EHD180, 210, 240, 300, 360. HR30/230. HR40, 41, 42. AH2000, AH3000, AH4255, AH4305. ALCE 2700-4000 SUPER ALCE MAG 3000 HOE E, F, G.	204056010 [8]	204051050 204051220 204051030 204051230	204054085 [54 x 1000] 204054650 [63 x 1000]	204051510 (204056740) 204051760 (204069004)	204052626 (A345002000) 204053020 [430mm] 204053021 [495mm] 204052625 [550mm]	204052630 [470mm]	204055240
	HR50 (early) AH4355, AH4405 MAG 3500, 4000, 4500 HOE G	204056914 [9]	204051550 204051470 204051490 204051480	204054410 [54 x 500] 204054650 [63 x 1000]	204051350 (204056740) 204051340 (204069004)	A204198151 (A345011000) A249230400 [400mm]	A569B90490 [490mm]	204055240
	HR50 SUPER ALCE 8000	204056741 [10]	204051590 204051560 204051580 204051570	204054410 [54 x 500] 204054400 [66 x 500]	204051740 (208110220) 204051730 (204069004)	A204108151 (A345003000) A249230425 [425mm]	A569B00454 [454mm]	204055086
	HR60 Series RC Series. CH Series.	204056783 [12]	- A507203752 - 204051830	N/A	N/A	204051840 (208110220+208089270) 204056835 [511mm]	204052663 [335mm]	204055086

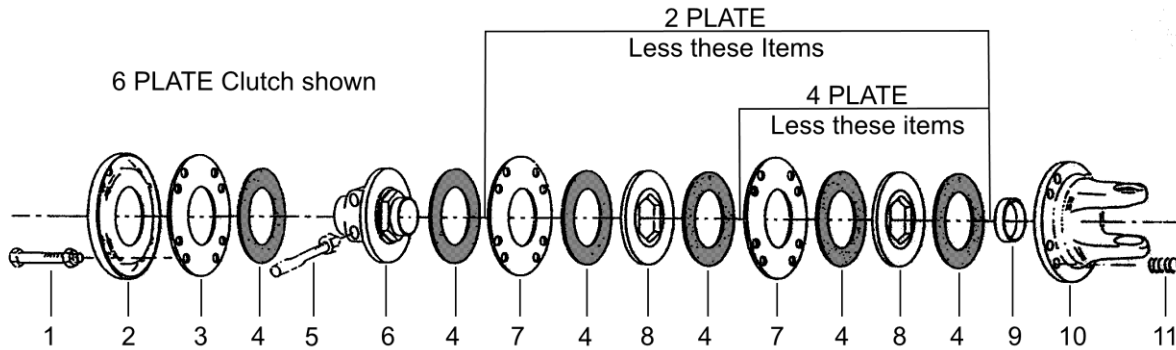
SERVICE BULLETIN 041

Rev G 3/2020 Page 3 of 3



D'SHAFT FRICTION PLATE CLUTCH PARTS IDENTIFICATION

NOTE: For older FF1 to FF6 style with 4 groups of 2 springs.



Item	2 PLATE Clutch		4 PLATE Clutch		6 PLATE Clutch	Description	Qty	
	180mm OD FF1	200mm OD FF2	180mm OD FF3	200mm OD FF4	200mm OD FF6			
1-11	204056949					Clutch Assembly	Series 4 1 3/8" x 6	1
	78239						Series 5 1 3/8" x 6	1
	204056320						Series 6 1 3/8" x 6	1
		78172			A656457003		Series 7 1 3/8" x 6	1
		204056754	A656354002				Series 7 1 3/4" x 6	1
		204069006	78884				Series 8 1 3/8" x 6	1
			A641354002	A641460004			Series 8 1 3/4" x 6	1
				A657460002			Series 9 1 3/4" x 6	1
				A642460002			Series 10 1 3/4" x 6	1
				204056861	204056784		Series 12 1 3/4" x 6	1
1	301210905		(301610105)	((301610125))		Bolt M10 x 90 (100) ((120)) Hex G8.8	8	
	307210055		307210055	307210055		Nut M10 Coneloc	8	
2	204056530	204056964	204056530	204056964		Pressure plate 180 / 200 OD	1	
3	204056540	204056963	204056540	204056963		Inner plate 4mm 170 / 190 OD	1	
4	(204056340)	204056961	(204056340)	204056961		Friction disc (140 x 85 ID) 160 x 98 ID	#	
		20405683A		20405683A		Friction disc Sintered Bronze 160 x 98 ID	#	
5	301212805 + 308120045 + 307212015					1 3/8" Bolt. M12 x 80 + S/W + Nut	2	
	204056751					1 3/8" Taper pin kit. M12 ø14 x 73lg	1	
	204056757					1 3/4" Taper pin kit. M14 ø16 x 83lg	1	
6	204056350	204056962	A515220311	A515230311		Hub	1 3/8" x 6	1
		204056756	A515220411	204056833	204056795		1 3/4" x 6	1
				20405683H			1 3/4" x 20	1
7			20405603A	204056963	204056837	Inner plate 3mm/4mm	1/#	
8			20405602A	204056838		Driving plate	1/#	
9	204056200					Bush	1	
10	204056952					Flange yoke	Series 4	1
	78238	A253052101	78238				Series 5	1
	204056360	204056960	204056360	204056960			Series 6	1
		204056755	A253172201	204056755			Series 7	1
		204056009	A253082201	204056009			Series 8	1
				A253192301			Series 9	1
				A253102301			Series 10	1
				204056832	204056832		Series 12	1
11	204056410 (204056370)					Spring wire ø 7mm (6mm)	8	